







Certificate of Analysis

Sample: KN30824001-001
Harvest/Lot ID: 08-04-23
Batch#: 8/4/23
Batch Date: 08/04/23
Sample Size Received: 354.882 ml
Total Batch Size: 361090.43 ml
Retail Product Size: 354.882 ml
Ordered : 08/21/23
Sampled : 08/21/23
Completed: 08/25/23




Aug 25, 2023 | Creek Leaf 1817, LLC
2901 3rd Avenue North
Birmingham, AL, 35203, US



PASSED
Page 1 of 1

PRODUCT IMAGE	SAFETY RESULTS								MISC.
	 Pesticides NOT TESTED	 Heavy Metals NOT TESTED	 Microbials NOT TESTED	 Mycotoxins NOT TESTED	 Residuals Solvents NOT TESTED	 Filtration NOT TESTED	 Water Activity NOT TESTED	 Moisture NOT TESTED	 Terpenes NOT TESTED

	Potency	PASSED
---	----------------	---------------

	Total THC 0.0008% Total THC/Can : 2.91 mg		Total CBD 0.0008% Total CBD/Can : 2.8 mg		Total Cannabinoids 0.0016% Total Cannabinoids/Can : 5.71 mg									
%	CBDVA ND	CBDV ND	CBDA ND	CBGA ND	CBG ND	CBD 0.0008	D9-THCV ND	D8-THCV ND	CBN ND	D9-THC 0.0008	D8-THC ND	D10-THC ND	CBC ND	THCA ND
mg/ml	ND	ND	ND	ND	ND	0.0079	ND	ND	ND	0.0082	ND	ND	ND	ND
LOD	0.0002	0.0002	0.0002	0.0002	0.0002	0.0002	0.0002	0.0002	0.0002	0.0002	0.0002	0.0002	0.0002	0.0002
%	%	%	%	%	%	%	%	%	%	%	%	%	%	%

Analyzed by: 2837, 2657, 2990, 3050 Weight: 1.9753g Extraction date: 08/24/23 08:58:08 Extracted by: 2837

Analysis Method : SOP.T.30.031.TN & SOP.T.40.031.TN Expanded Measurement of Uncertainty: Flower Matrix d9-THC: ± 0.100, THCA: ± 0.124, TOTAL THC ± 0.112. These uncertainties represent an expanded uncertainty expressed at approximately the 95% confidence level using a coverage factor k=2 for a normal distribution.

Analytical Batch : KN004068POT Reviewed On : 08/25/23 14:51:23
Instrument Used : E-SHI-008 Batch Date : 08/23/23 08:16:27
Running on : N/A

Dilution : N/A
Reagent : 051123.03; 100422.02; 080723.R02; 081723.R01; 022221.18; 022221.20; 051123.12; 051123.09
Consumables : 302110210; 22/04/01; 220906; B9291.100; 230322059D; 239146; 947B9291.271; GD220011; 1350331; 6121219; 600185; IP250.100
Pipette : E-VWR-120; E-VWR-121

Full spectrum cannabinoid analysis utilizing High Performance Liquid Chromatography with UV/PDA detection (HPLC-UV/PDA). All cannabinoids have an LOQ of 0.01%.

%	D9-THCVA ND	D8-THCVA ND	TOTAL THC VA ND	9S-HHC ND	9R-HHC ND	TOTAL HHC ND	D9-THCP ND	D8-THCP ND	TOTAL THC P ND	D9-THC-O ND	D8-THC-O ND	TOTAL THC O ND
mg/ml	ND	ND	ND	ND	ND	ND	ND	ND	ND	ND	ND	ND
LOD	0.0002	0.0002	0.0002	0.0002	0.0002	0.0002	0.00001	0.00001	0.00001	0.0002	0.0002	0.0002
%	%	%	%	%	%	%	%	%	%	%	%	%

Analyzed by: 3050 Weight: 1.9753g Extraction date: 08/24/23 12:09:32 Extracted by: 2990

Analysis Method : SOP.T.30.031.TN, SOP.T.40.032.TN, SOP.T.40.151.TN
Analytical Batch : KN004071CAN Reviewed On : 08/25/23 14:50:32
Instrument Used : E-SHI-109 Batch Date : 08/24/23 08:59:07
Running on : N/A

Dilution : N/A
Reagent : 051123.03; 100422.02; 080723.R02; 081723.R01; 022221.18; 022221.20; 051123.12; 051123.09
Consumables : 302110210; 22/04/01; 220906; B9291.100; 230322059D; 239146; 947B9291.271; GD220011; 1350331; 6121219; 600185; IP250.100
Pipette : E-VWR-120; E-VWR-121

Analysis is performed using High Performance Liquid Chromatography with UV/PDA detection (HPLC-UV/PDA) and/or GC-MS with Liquid Injection (Gas Chromatography - Mass Spectrometer). LOQ of 0.01% for THCVA & HHC, 0.0012% for THCP and 0.05% for THCO. *ISO Pending

This report shall not be reproduced, unless in its entirety, without written approval from Labstat. This report is an Labstat certification. The results relate only to the material or product analyzed. Test results are confidential unless explicitly waived otherwise. Void after 1 year from test end date. Cannabinoid content of batch material may vary depending on sampling error. IC=In-control QC parameter, NC=Non-controlled QC parameter, ND=Not Detected, NA=Not Analyzed, ppm=Parts Per Million, ppb=Parts Per Billion. Limit of Detection (LoD) and Limit Of Quantitation (LoQ) are terms used to describe the smallest concentration that can be reliably measured by an analytical procedure. RPD=Reproducibility of two measurements. Action Levels are State determined thresholds variable based on uncertainty of measurement (UM) for the analyte. The UM error is available from the lab upon request. The "Decision Rule" for the pass/fail does not include the UM. The limits are based on F.S. Rule 64-4.310.

Sue Ferguson

Lab Director

State License # n/a
ISO Accreditation # 17025:2017

Signature

08/25/23

Signed On